



# Supervision and Implementation Support (SIS) Mission

November 3-14, 2025


# Presentation Outline

## 1. Summary of Overall Progress

- 1.1 Overall and Annual Weighted Physical Accomplishment
- 1.2 Reach/Targeting
- 1.3 Development Objectives (2024 Annual Outcome Survey)

## 2. Progress Contributing to the Achievement of Outcomes

- 2.1 Progress towards outcome 1: Collaborative action plans and commercial partnerships among VC Stakeholders
  - Business Models/partnership agreements, Collaboration with NCs, Partnership with Industry Councils and other enablers, Capacity Building Activities
- 2.2 Progress towards outcome 2: Access to producers, markets, and suitable investment finance
  - Matching Grants, Access to Market, Access to Finance, Farm to Market Infrastructure

A large, thick green arrow pointing from the top-left towards the bottom-right, positioned on the left side of the slide. It has a white outline and is set against a white background with a dark teal footer bar at the bottom.

# **PART 1: Summary of Overall Physical Progress**

# Weighted Physical Accomplishments



## Overall Weighted Physical Accomplishment (OWPA) As of September 30, 2025

**OWPA - 90.35**  
with a +slippage of 3.95

**Time Elapsed - 78%**  
(ending in June 2027)

### Notes:

- OWPA Computation based on DEPDev ICC Approved logframe

## Annual Weighted Physical Accomplishment (AWPA) as of September 30, 2025

**AWPA - 84.18**

**Time Elapsed - 75%**

High + slippage in Component 1 under Subcomponent (SC) 1.1: Business Services

SC 1.1 Activities are related to Cap Build, marketing assistance and product development

### Notes:

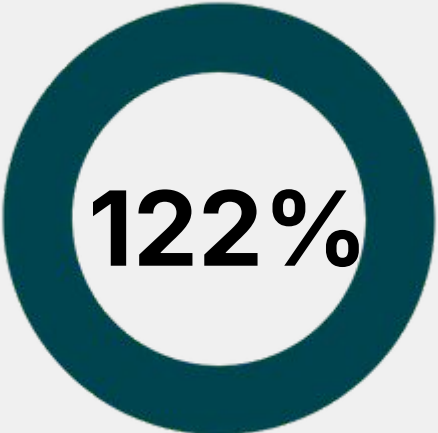
Computation based on the PSC-Approved 2025 Recalibrated AWPA Targets

# Projected vs Actual Reach of Smallholder Farmers

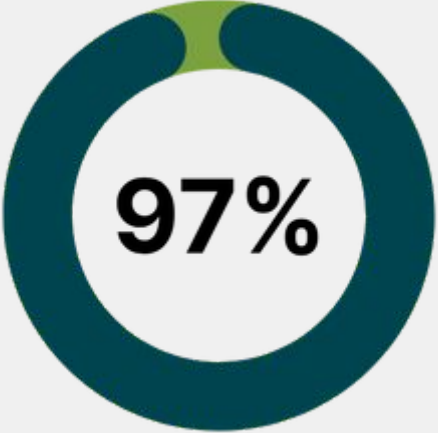
as of September 30, 2025



**78,000 SHFs**  
EOP Targets



**94,974 SHFS**  
DIPs in all Stages



**75,902 SHFS**  
in Approved DIPs  
80% vs All DIP Stages



**65,164 SHFS**  
Actual Reach  
86% vs Reach of Approved DIPs

# Reach of Smallholder Farmers by Sector


as of September 30, 2025



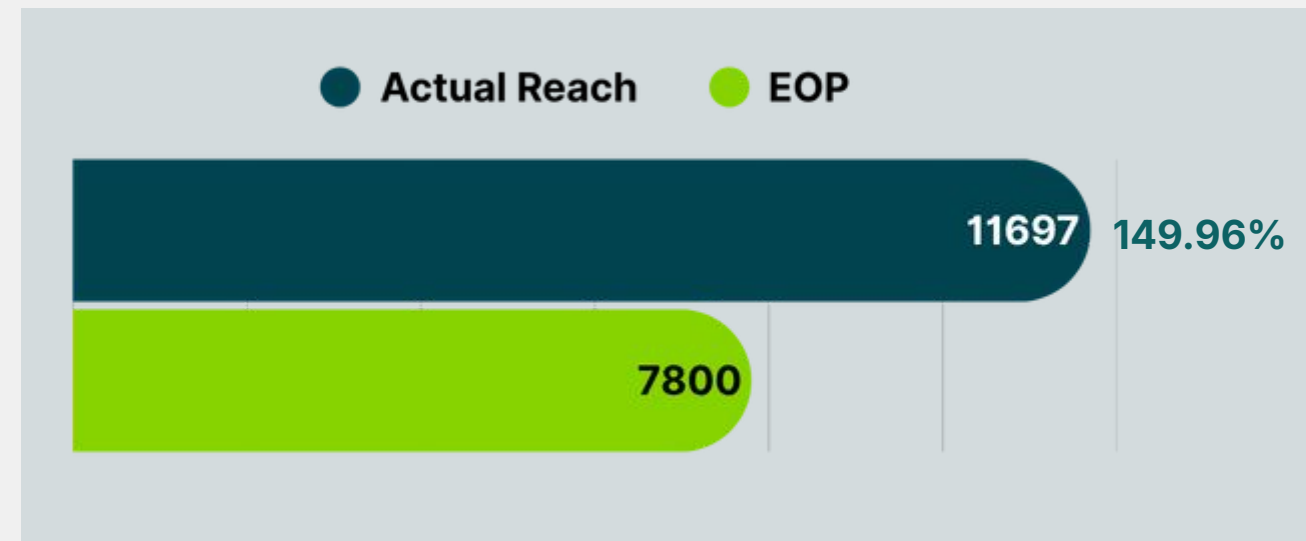
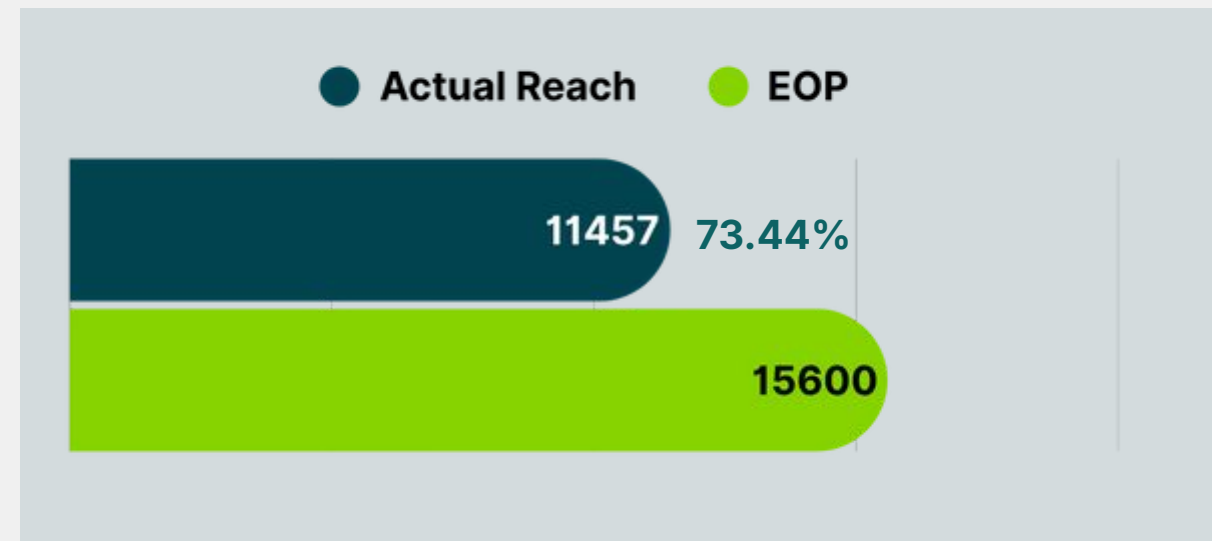

**WOMEN**



**YOUTH**




**IP**



# Projected Reach of Smallholder Farmers by Commodity

based on Approved DIPS



 **Cacao (13,677)**


 **Coconut (37,778)**


 **Coffee (17,849)**


 **Processed Fruits and Nuts (6,598)**

 **44%**

 **52%**

 **45%**

 **45%**

 **7%**

 **8%**

 **17%**

 **19%**

 **14%**

 **5%**

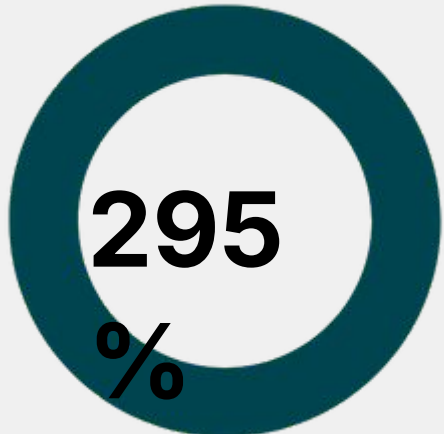
 **36%**

 **14%**

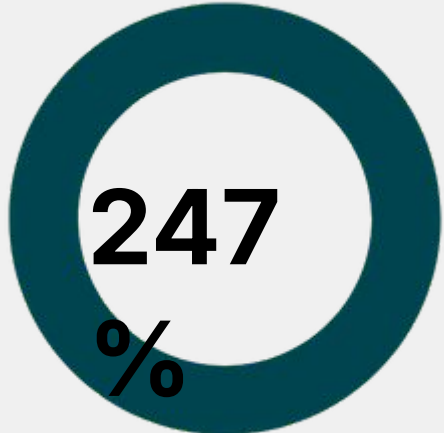
# Projected VS Actual Reach of Farmer Organizations

as of September 30, 2025


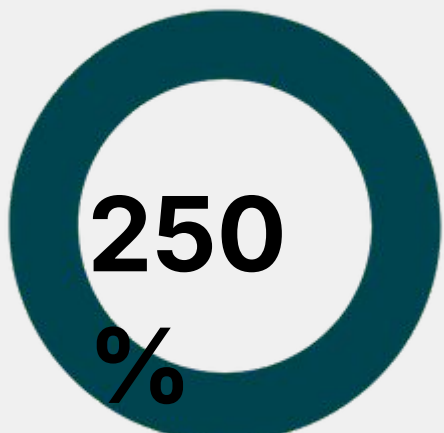
**885 FOs**  
DIPs in all Stages



**741 FOs**  
in Approved  
DIPs vs All DIP  
Stages



**750 FOs**  
Actual  
Reach  
101% vs Reach of Approved DIPs

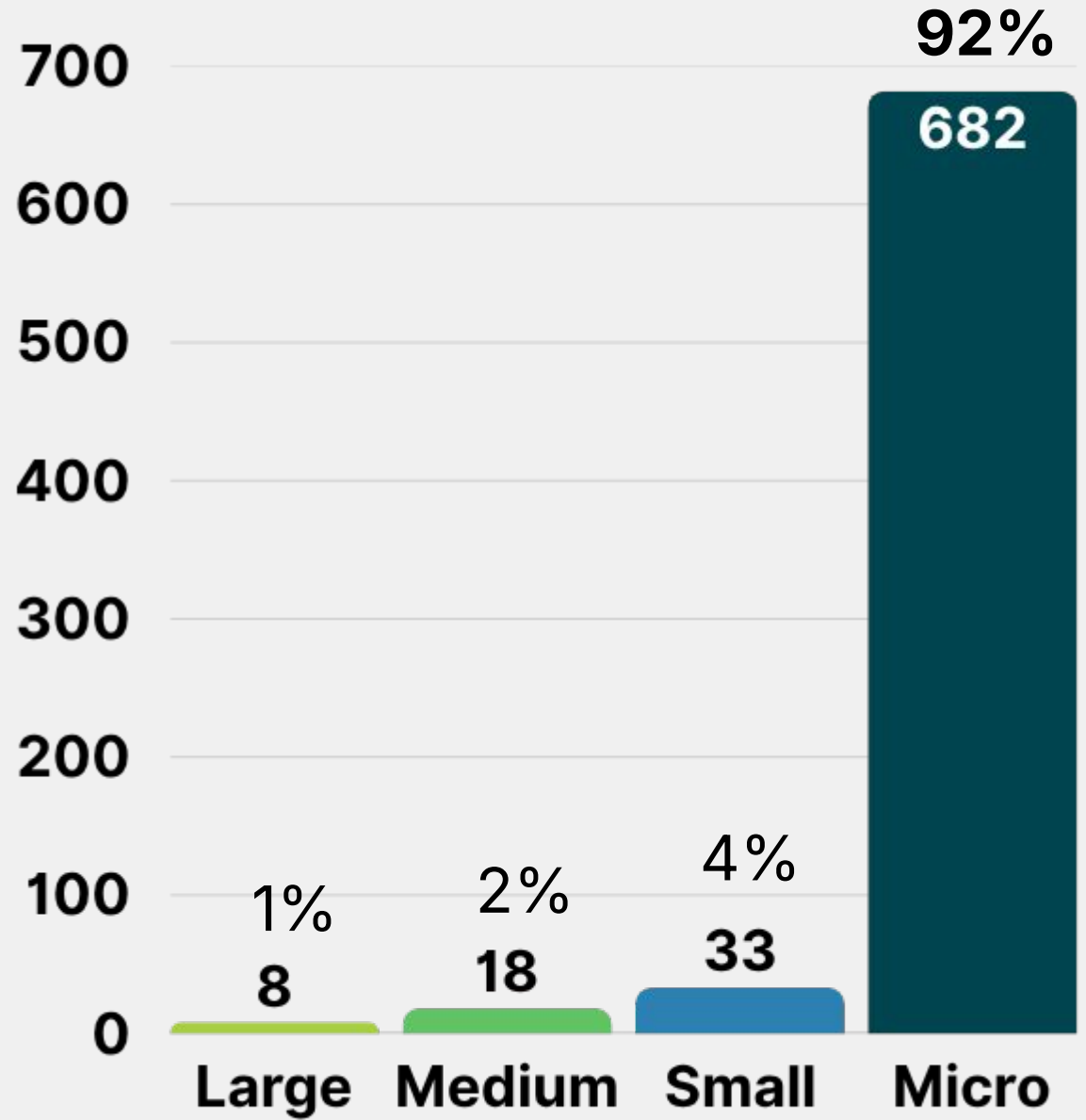


**300 FOs**  
EOP Targets

# Projected Reach of Farmer Organizations

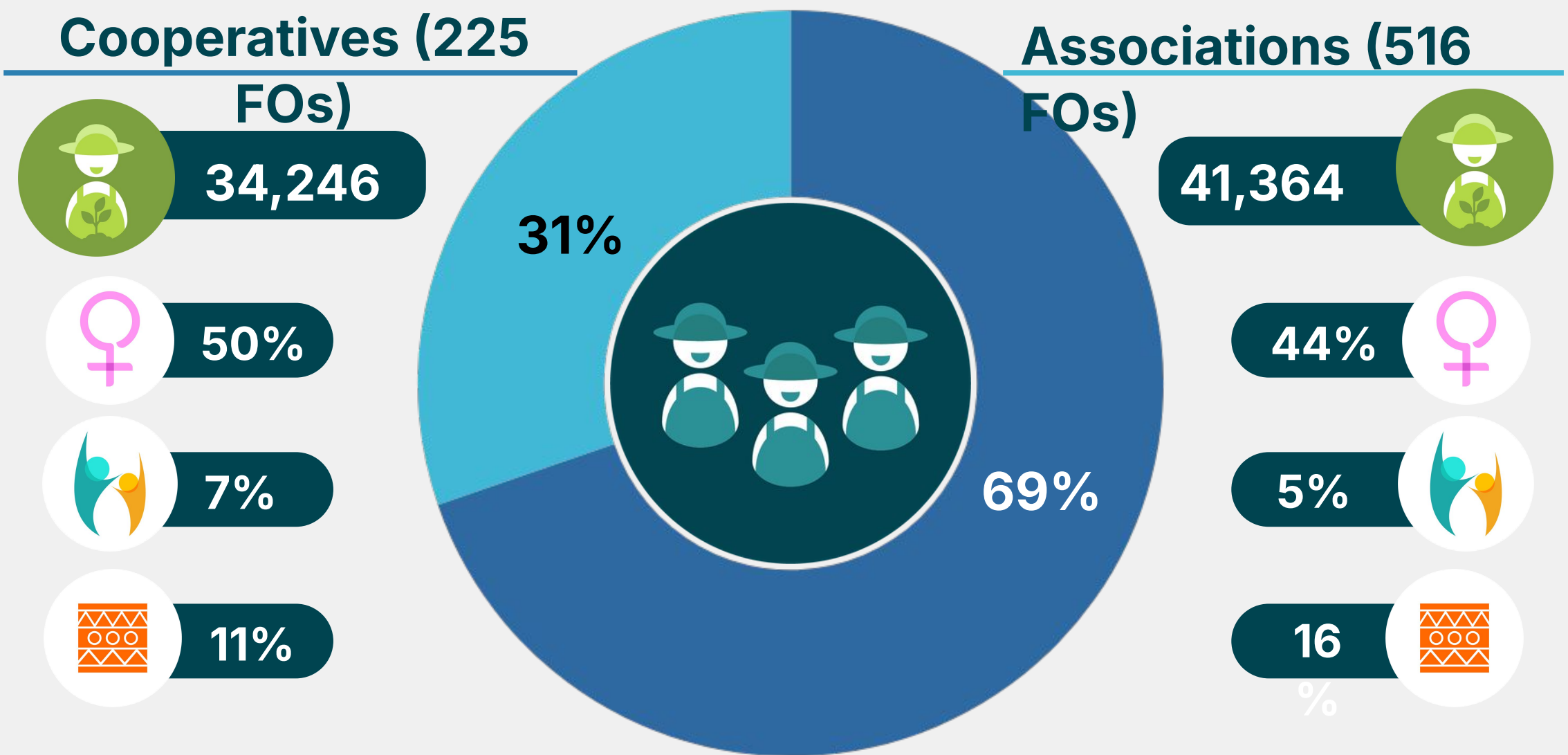
## Farmer Organizations by Asset Size

(Based on Approved DIPs)



## Number of members per type of FO

(741 FOs of Approved DIP)



# Projected VS Actual Reach of MSMEs

as of September 30, 2025



**1050 MSMEs**  
EOP Targets



**732 MSMEs**  
DIPs in all Stages



**625**  
in Approved DIPs  
**MSMEs**  
91% vs All DIP Stages



**926**  
Actual Reach  
**MSMEs**  
78% vs Reach of Approved DIPs

# Updates: GEWE and Social Inclusion

## Adoption of updated youth definition (15-35 age range) and data backtracking

(April SISAM AM, par. 14)

- Updated youth operational definition, which includes the 15-35 new age range (from 15-30) was adopted through memo issuance dated 17 June 2025.
- The recount and data collection of the actual reach of youth using the updated definitions (Memo dated 2 June 2025) was implemented since June 2025.
- As of this reporting period, the Project noted a 132% increase in actual reach compared to March 2025.

# Updates: GEWE and Social Inclusion


## Intensify the implementation of Youth Activities

(May 2024 SISM, par. 72)

The Project is expanding its youth support through institutional partnerships (EDC, YEP) and the launch of the UPGRADE Youth Champions program, which will provide comprehensive capacity building, industry exposure, and hub development for selected youth beneficiaries across key agricultural value chains.

# A mother, an entrepreneur, and a leader.

- **Ms. Anatista Perez**, owner of Don Narciso Cafe, in Claveria, Misamis Oriental - a recognized entrepreneur, a Licensed Arabica Q-Grader, and a mother;
- **One of the pillars** of the Coffee Industry Council of Misamis Oriental and one of the **Anchor Firms** of Region 10's Regional Coffee DIP;
- Accessed a **15kg Coffee Roaster** in 2024 through the Project
- **Assisted and served 12 FOs and 1,024 SHFs**



**MS. ANATISTA PEREZ**  
Don Narciso Cafe  
Regional Coffee DIP, Region X

## Equipped to take the lead: Youth beneficiaries as next generation leaders



- **Erika Jane Barbosa**, youth entrepreneur from Hinatuan, Surigao del Sur, co-manages **Amparitas Food Products Manufacturing**
- Participated in the Project's various **capacity-building trainings**
- Led the **improvement of their products and developed additional food products** using cacao and coconut.
- Developed to **lead the youth hub in Tagasaka**, under the KFI & Clusters of Tablea Processors DIP.

**MS. ERIKA JANE BARBOSA**

Amparitas Integrated Farm & Food Products Manufacturing  
Kennemer & Clusters of Tablea Processors DIP, Region XIII

# Equipped to take the lead: Youth beneficiaries as next generation leaders

- Through the RAPID Growth Project, Talaingod Coffee Growers Association (TAGOCA) strengthened its umbrella youth organization, **Dagohoy Ata Manobo Kabataan Organization (DAMKO)** in Davao del Norte.
- Developed as second-generation leaders of TAGOCA, DAMKO **received rehab tools and trainings on coffee rehabilitation/rejuvenation** to improve the quality of coffee beans produced by the organization.



**Dagohoy Ata Manobo Kabataan Organization (DAMKO)**

Talaingod Coffee Growers Association (TAGOCA)


Regional Coffee DIP, RCU XI

# One of the best arabica beans in the country, cultivated by the hands of Daraghuyan-Bukidnon tribe

- **Bae Inatlawan**, a member of **Inhandig Tribal Multipurpose Cooperative**, won **second place** in the Arabica-Estate Farms category during the 2025 Philippine Coffee Quality Competition (PCQC)
- Bae Inatlawan, together with other cooperative members, was **trained on coffee rehabilitation and rejuvenation** through the RAPID Growth Project under the Bukidnon Expanded Arabica Value Chain DIP.



**BAE INATLAWAN ADELINA TARINO**  
Inhandig Tribal Multipurpose Cooperative  
Regional Coffee DIP, Region X

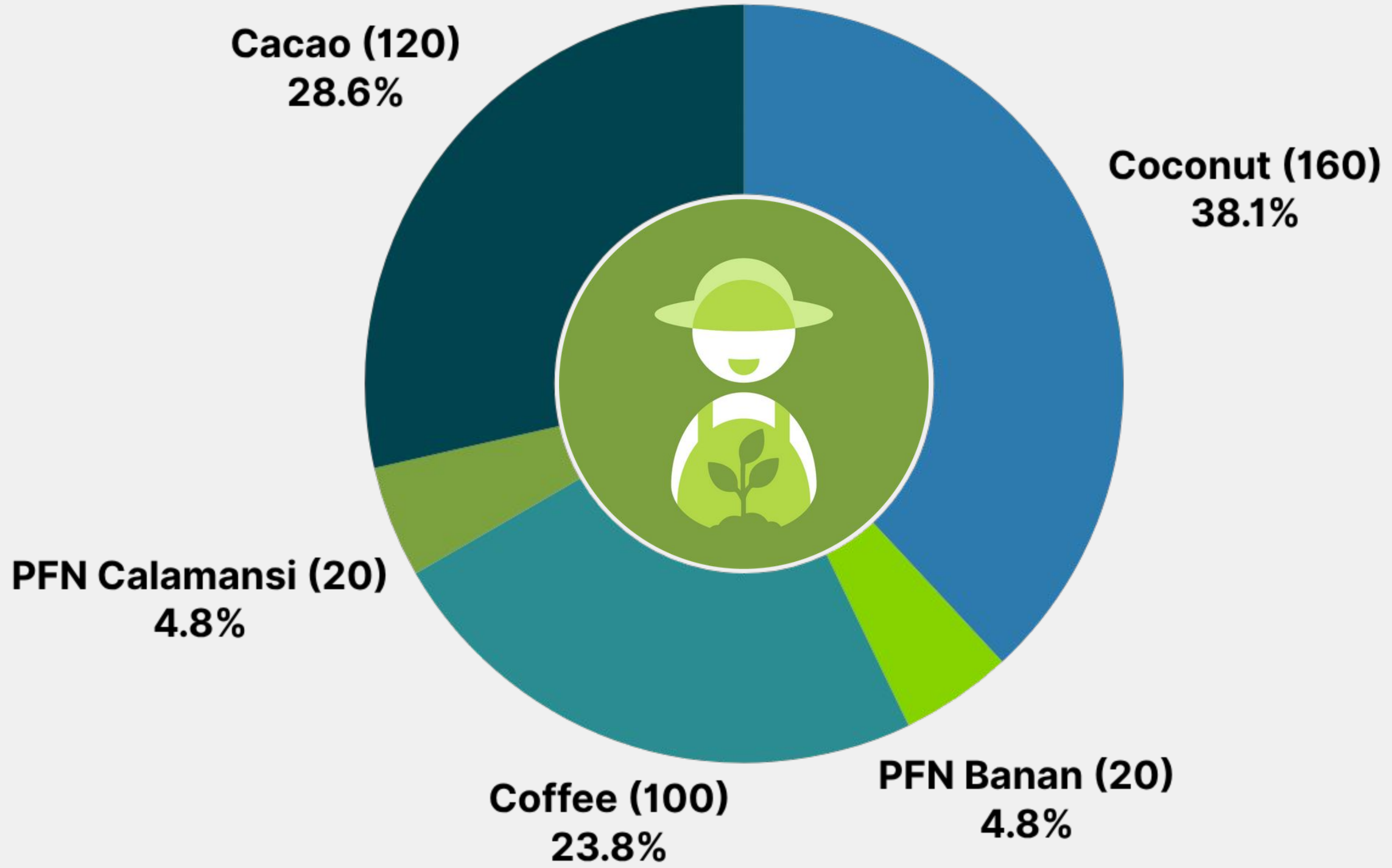


**Progress of Development**  
**Objective:**  
**Providing Enabling Conditions for**  
**the Sustained Growth of Small and**  
**Micro Enterprises in Selected**  
**Agricultural Chains**

Source: 2024 Annual Outcome Survey

# 2024 Annual Outcome Survey

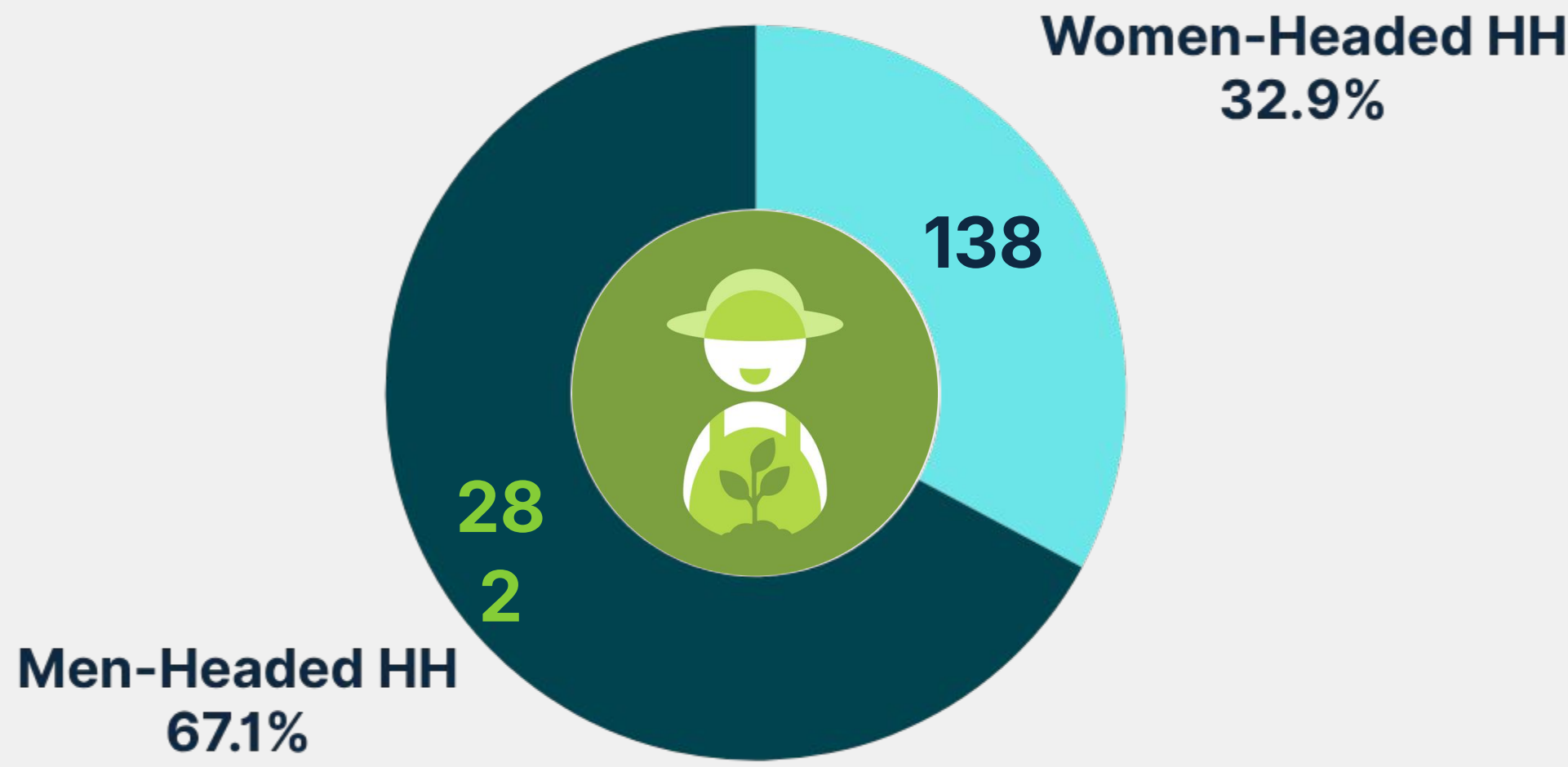
## Distribution of sample HHs



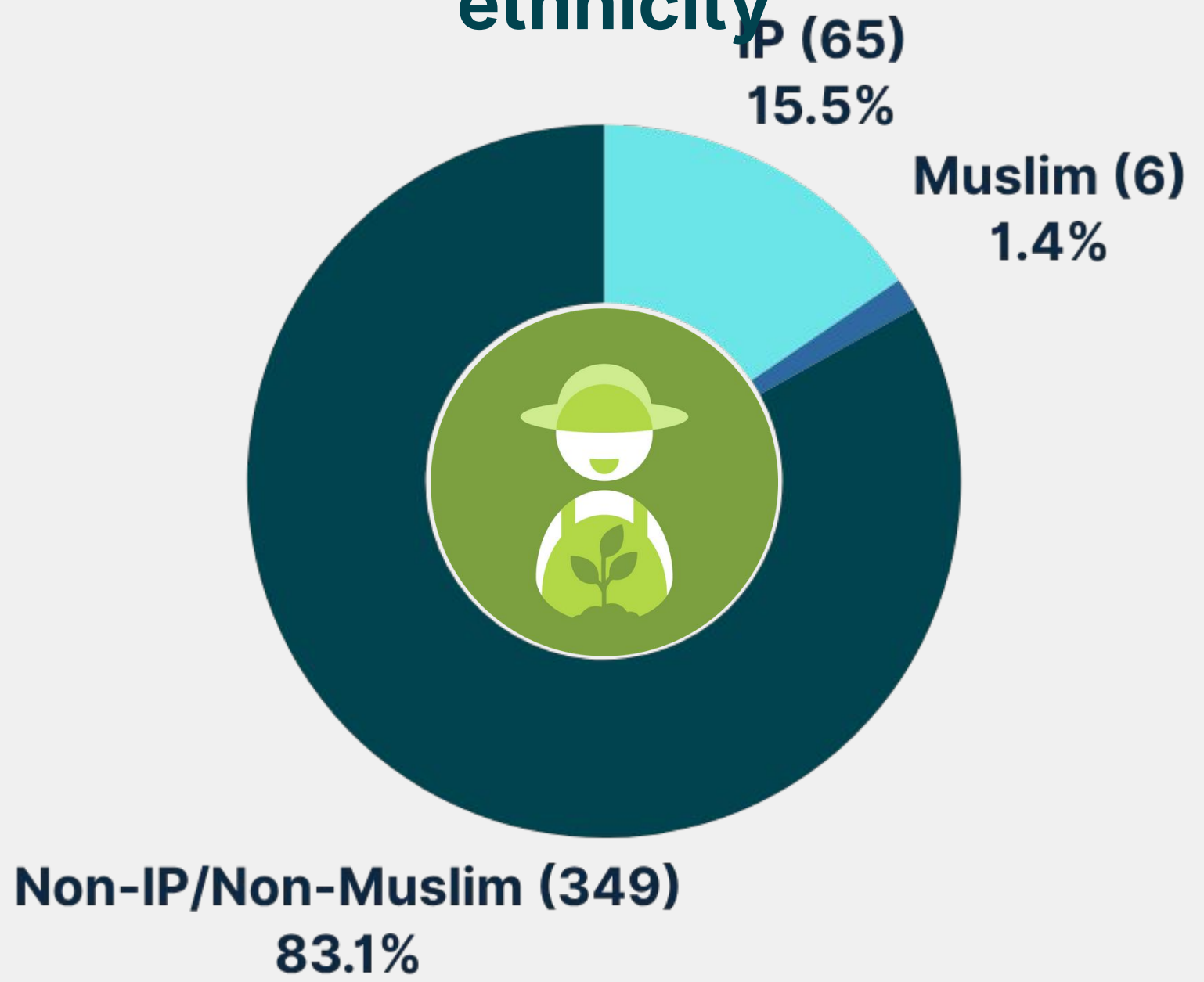
# 2024 Annual Outcome Survey

## Profile of HHs

### Distribution of HHs, by gender of HH head



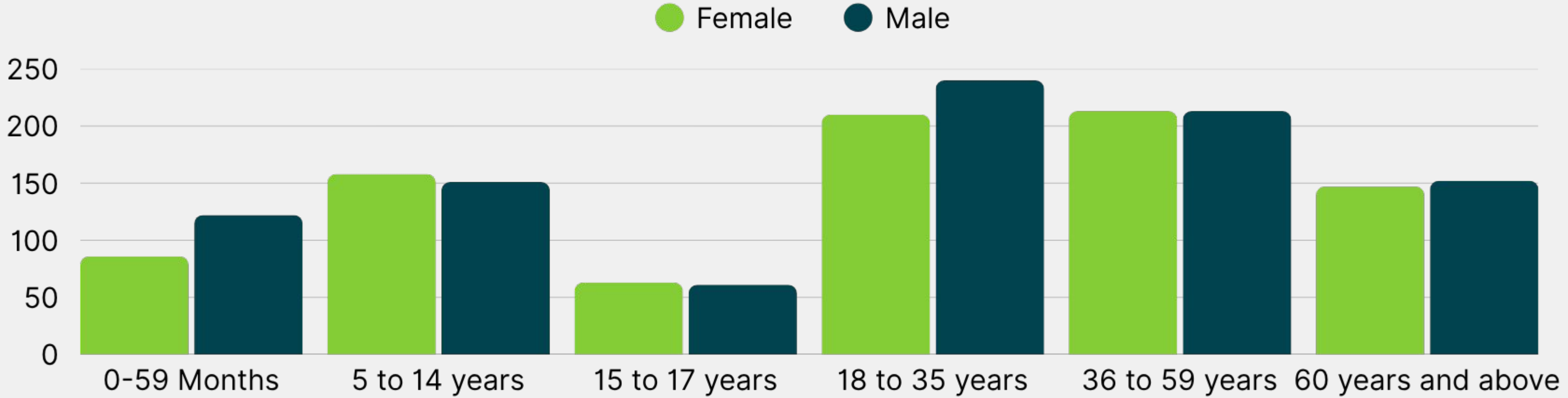
### Distribution of HHs, by ethnicity



# 2024 Annual Outcome Survey

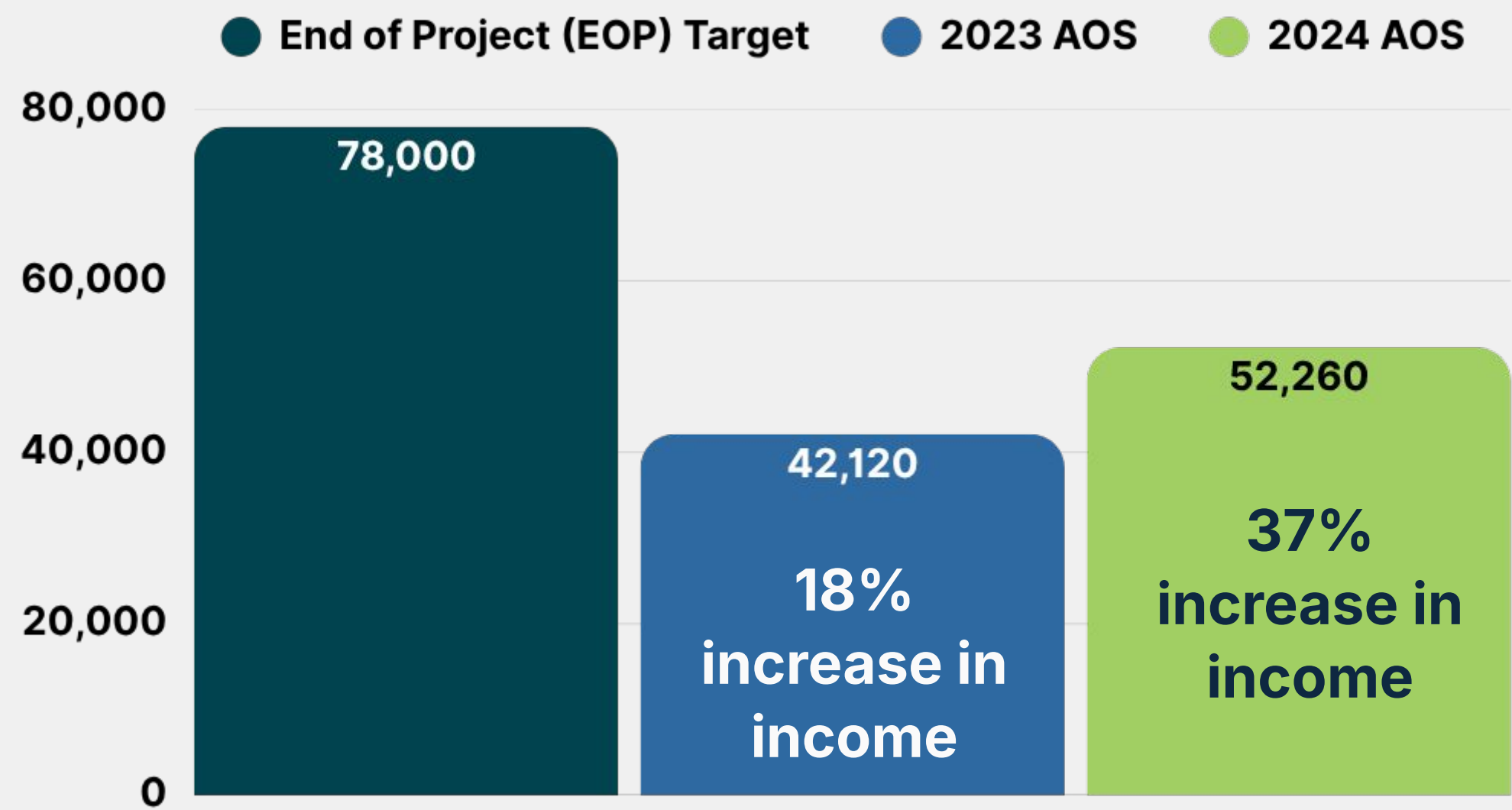
## Profile of HHs

### Comparative chart of male & female HH members, by age bracket



# Development Objective Indicator 1: 78,000 project-supported HHs with increase in income by at least 60% (2024 AOS)

## Number of households with increase income (2024 AOS vis-à-vis 2023 AOS and EOP target)



Ave. HH income (2024 AOS) : **Php 242,639.16**

BL income (Threshold): **Php176,811.00**

EOP Target: **60%**

2024 AOS: **37%**

Sample size: **n= 420**

HHs with income above threshold: **282**

EOP Target: **78,000**

2024 AOS: **52,260**

Performance: **67%**

# Development Objective Indicator 1: 78,000 project-supported HHs with increase in income by at least 60% (2024 AOS)

## Distribution of household income, by source

Sources	Average (Php)	Percent Share
On-Farm Income (Primary production income)	43,481.04	18%
Agriculture-related Business (VC Enterprise income)	79,000.00	33%
Non-Agriculture related Business (Non-VC Enterprise income)	53,428.57	22%
Employment income (OFW, Govt., Private Sector and Skilled)	34,809.52	14%
Other income (Pension, Subsidies, 4Ps)	27.00	13%
<b>Average HH Income</b>	<b>242,639.16</b>	<b>100%</b>

# Development Objective Indicator 1: 78,000 project-supported HHs with increase in income by at least 60% (2024 AOS)

## Distribution of household income, by gender of HH head

Gender of HH head	On-Farm Income (Primary production income)	Agriculture related Business (VC Ent. Income)	Non-Agriculture related Business (Non-VC Ent. Income)	Employment income (OFW, Govt., private sector and skilled)	Other Income (Pension, Subsidies, 4P)	Annual HH Income
Women	39,331.45	75,434.78	54,130.43	33,134.06	29,722.43	231,753.16
Men	45,511.68	80,744.68	53,085.11	35,629.43	32,995.45	247,966.35
<b>Average All HHs</b>	<b>43,481.04</b>	<b>79,000.00</b>	<b>53,428.57</b>	<b>34,809.52</b>	<b>31,920.03</b>	<b>242,639.16</b>
<b>Percent distribution</b>	<b>18%</b>	<b>33%</b>	<b>22%</b>	<b>14%</b>	<b>13%</b>	<b>100%</b>

Gender differences in income, with males having higher incomes, could reflect societal norms, occupational segregation, or differences in employment rates and wages. It's important to promote gender equality and women's economic empowerment.

# Development Objective Indicator 1: 78,000 project-supported HHs with increase in income by at least 60% (2024 AOS)

## Household income 2024 AOS vis-à-vis 2023 AOS and Baseline

HH income and sources	Baseline	2023 AOS	2024 AOS
Average HH income (Php)	176,811.00	209,142.60	242,639.16
<b>Percent increase from Baseline</b>		<b>18%</b>	<b>37%</b>
<b>Distribution by sources (%)</b>			
Primary production	56.9	22	18
VC Enterprise income	0	16	33
Non-VC Enterprise income	3.5	10	22
Employment income	23.7	39	14
Other Income	17.1	14	13

# Development Objective Indicator 1: 78,000 project-supported HHs with increase in income by at least 60% (2024 AOS)

## Household income by crop in 2024 AOS

Group	On-Farm Income (Primary production income)	Agriculture related Business (VC Ent. Income)	Non-Agriculture related Business (Non-VC Ent. Income)	Employment income (OFW, Govt., private sector and skilled)	Other Income (Pension, Subsidies, 4P)	Annual HH Income
Cacao	44,427.85	86,750.00	55,250.00	36,250.00	47,731.10	270,408.95
Coffee	54,375.05	96,000.00	69,000.00	50,475.00	20,817.00	290,667.05
Coconut	23,793.09	55,687.50	44,625.00	22,859.38	29,584.88	176,549.84
Calamansi	145,549.65	102,000.00	12,000.00	59,000.00	25,770.00	344,319.65
Banana	38,765.09	111,000.00	76,500.00	19,250.00	17,400.00	262,915.09

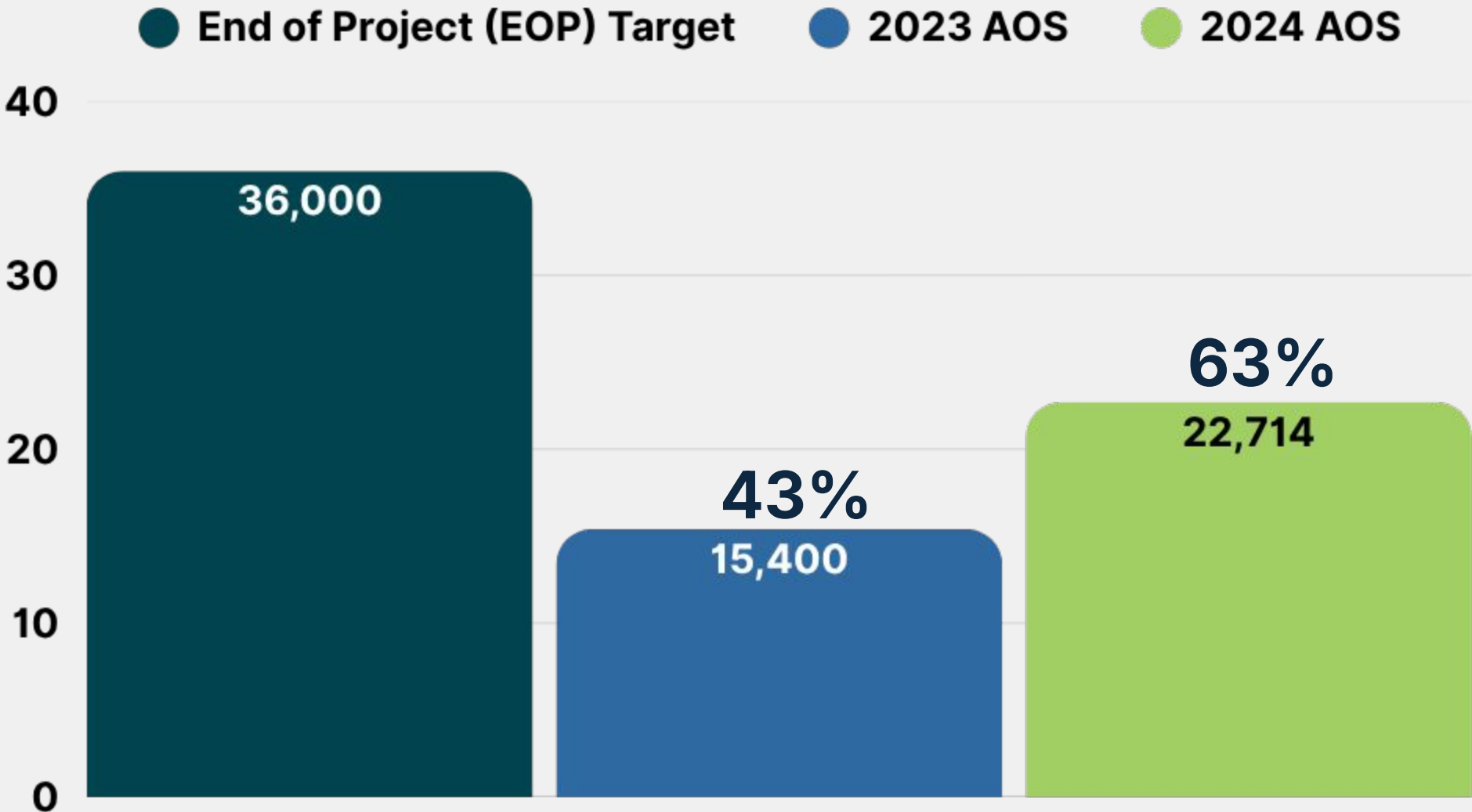
# Development Objective Indicator 1: 78,000 project-supported HHs with increase in income by at least 60% (2024 AOS)

## Household income by Region in 2024 AOS

Region	On-Farm Income (Primary production income)	Agriculture related Business (VC Ent. Income)	Non-Agriculture related Business (Non-VC Ent. Income)	Employment income (OFW, Govt., private sector and skilled)	Other Income (Pension, Subsidies, 4P)	Annual HH Income
8	13,025.05	67,000.00	48,000.00	14,291.67	26,900.00	169,216.72
9	24,887.73	37,500.00	28,500.00	29,458.33	29,740.00	150,086.06
10	49,344.03	69,000.00	65,500.00	42,958.33	29,353.00	256,155.37
11	43,706.76	93,000.00	54,000.00		48,463.44	269,820.20
12	44,266.63	106,000.00	62,000.00	16,500.00	16,320.00	245,086.63
13	92,570.38	84,500.00	55,000.00	81,791.67	37,894.80	351,756.84
<b>BARMM</b>	22,286.49	102,000.00	75,000.00	22,750.00	7,380.00	229,416.49

# Development Objective Indicator 2: 36,000 incremental jobs generated, 40% for women

## Number of jobs generated at farm level (2024 AOS vis-à-vis 2023 AOS and EOP target)



Sample Size: **420 HHs**  
No. of Jobs (2024 AOS): **2,283**  
No. of HHS that engaged hired labor: **265**  
Average No. of farm labor per HH: **5**

Total no. of Jobs by EOP: **36,000**  
No. of jobs generated (AOS 2024): **22,714**  
Performance: **63%**

# On Gender Participation (2024 AOS)

## Findings

- Women are found to be overburdened in terms of performing both household and farm tasks
- Ownership and control of production assets and household assets is in favor of men household members.

## Recommendations

- GEWE strategies and approaches of the project should be sharpened more to ensure promotion of balance roles between men and women in performing their tasks both in the farming and household tasks.
- Ensure awareness is heightened among men and women to have equal access in the use of these assets.

A large, thick green arrow graphic that starts on the left side of the slide and points towards the right. It is positioned behind the main text, creating a sense of forward movement and direction.

# **Progress Towards Outcome 1: Collaborative action plans and commercial partnerships among VC Stakeholders**

# Overview of Outcome 1 Progress: Marketing Agreements and Product Consolidation (Source: 2024 AOS)

- 14% (58) of the sample HHs indicated they **have written marketing agreements** with their FO/Cooperative and buyers of their products, while the rest have no written marketing agreements.
- FGD participants indicated that most of the HHs have no written marketing agreements with their FO/Cooperatives but **have commitments to sell a portion of their products to the cooperative**, which is construed as an unwritten form of marketing agreement that they comply with.

# Overview of Outcome 1 Progress: Marketing Agreements and Product Consolidation (Source: 2024 AOS)

- **41.5% of the volume of products of members are sold to and consolidated by the FOs/Cooperatives.** Based on the FGD results, the participation rate of members in implementing the hub-and-spoke concept for product consolidation and marketing is estimated at 90%.
- Although 2024 farmgate prices were generally favorable across crops compared to 2023, **engaging Farmer Organizations/Cooperatives with multiple market players** is crucial to **mitigate inevitable market price fluctuations.**
- To increase household farm productivity, the absorption capacity of value chain enterprises must be enhanced by **addressing limitations in trading capital, equipment, and logistics**, while documenting successful Hub and Spoke consolidation strategies for replication.

# Progress of outcome 1: Marketing Agreements and Product Consolidation (Source: 2024 AOS)

## Number of farming HHs established linkage with markets by commodity

Crop	No. of HHs	With Marketing Agreement	Without Marketing Agreement
Banana	20	16	4
Cacao	120	8	112
Calamansi	20	1	19
Coconut	160	24	136
Coffee	100	9	91
<b>Total</b>	<b>420</b>	<b>58</b>	<b>362</b>

## Market Share of FOs/Cooperatives to the volume of products sold by the HHS

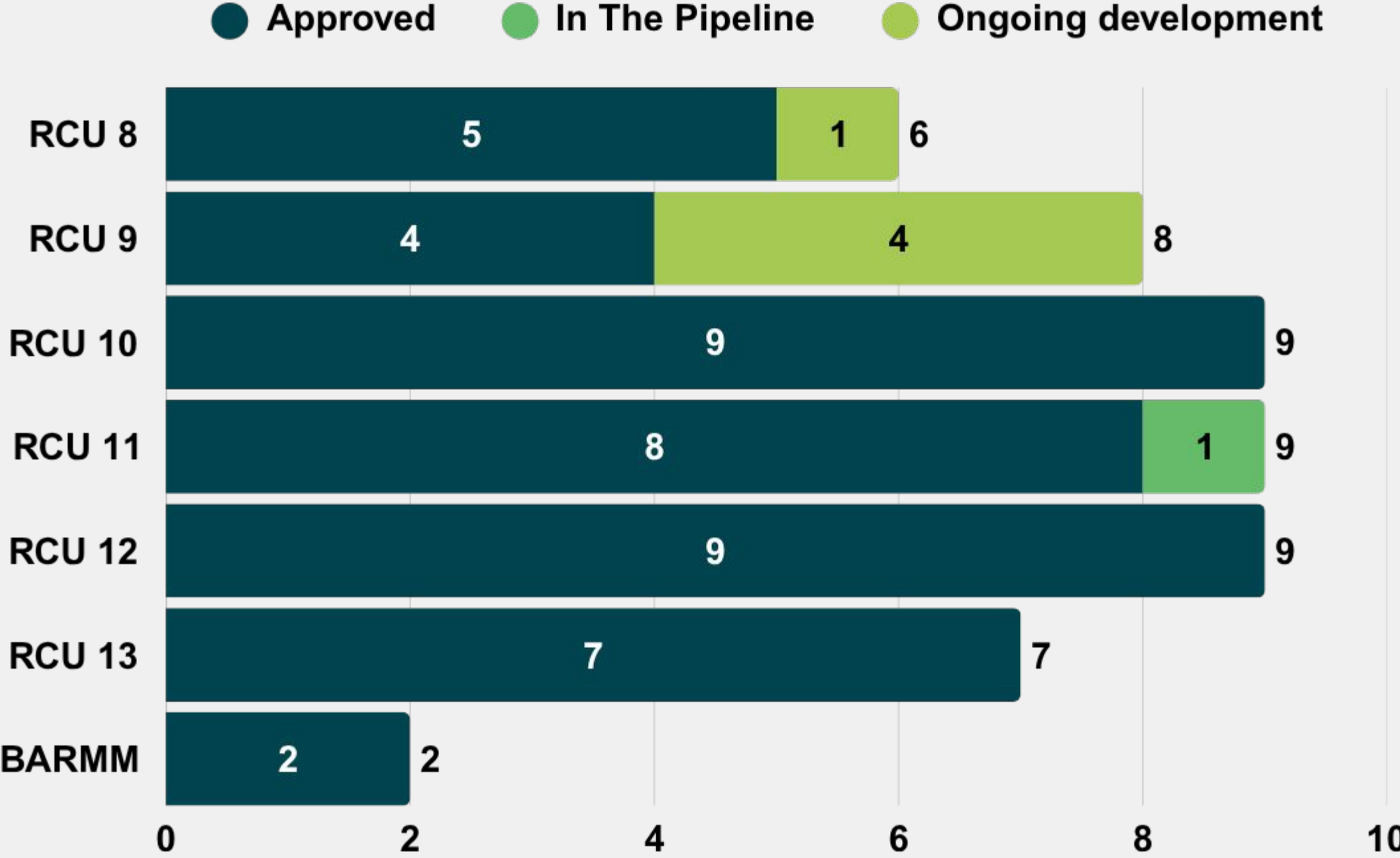
Type of Markets of Farm Products	Volume (kg)	Percent share
<b>Farmers Organizations/Cooperatives</b>	168,898	36.70%
<b>MSMEs</b>	14,647	3.20%
<b>Institutional Buyers</b>	2,679	0.60%
<b>Private Traders &amp; other buyers</b>	273,802	59.50%
<b>Total</b>	<b>460,026</b>	<b>100%</b>



**Implementation Progress  
Towards Outcome 1:  
Collaborative action plans and  
commercial partnerships  
among VC Stakeholders  
as of September 30, 2025**

# Progress of DIP Preparation and approval

## DIP Progress



## DIPs by



DIPS in all stages:

50

Approved:

44

In the

Pipeline: 1

Ongoing Development:

5



# Implementation of business models ( partnership agreements, market evolution)



**304/100 (304%) Commercial Partnership Agreements (CPAs) Signed**

**Implementation of better CPA incentives such as:**

- **Technical assistance/capbuild (e.g. product quality)**
- **Technology transfer**
- **Access to financing (e.g., cash advances, credit)**
- **Favorable/higher farm gate price and provision of premium**
- **Priority lanes/schedules (e.g., delivery)**

# FOs and farmers benefiting from higher buying price due to favorable incentives of marketing agreements and improved quality and competitive products

**Kulangan Manobo Dulangan Organization, Inc. (KMDO, Inc.) and Sultan Kudarat Coffee Ventures, Inc. (SKCVI) - R12**

## **Before RAPID:**

- **KMDO** (FO) members sell harvest to traders at low prices, unaware of other potential markets offering higher prices;
- **SKCVI** has a limited and inconsistent volume of raw material supply, resulting in difficulty maintaining a steady and reliable production flow, affecting their ability to meet market demands and sustain operations efficiently

# FOs and farmers benefiting from higher buying price due to favorable incentives of marketing agreements and improved quality and competitive products

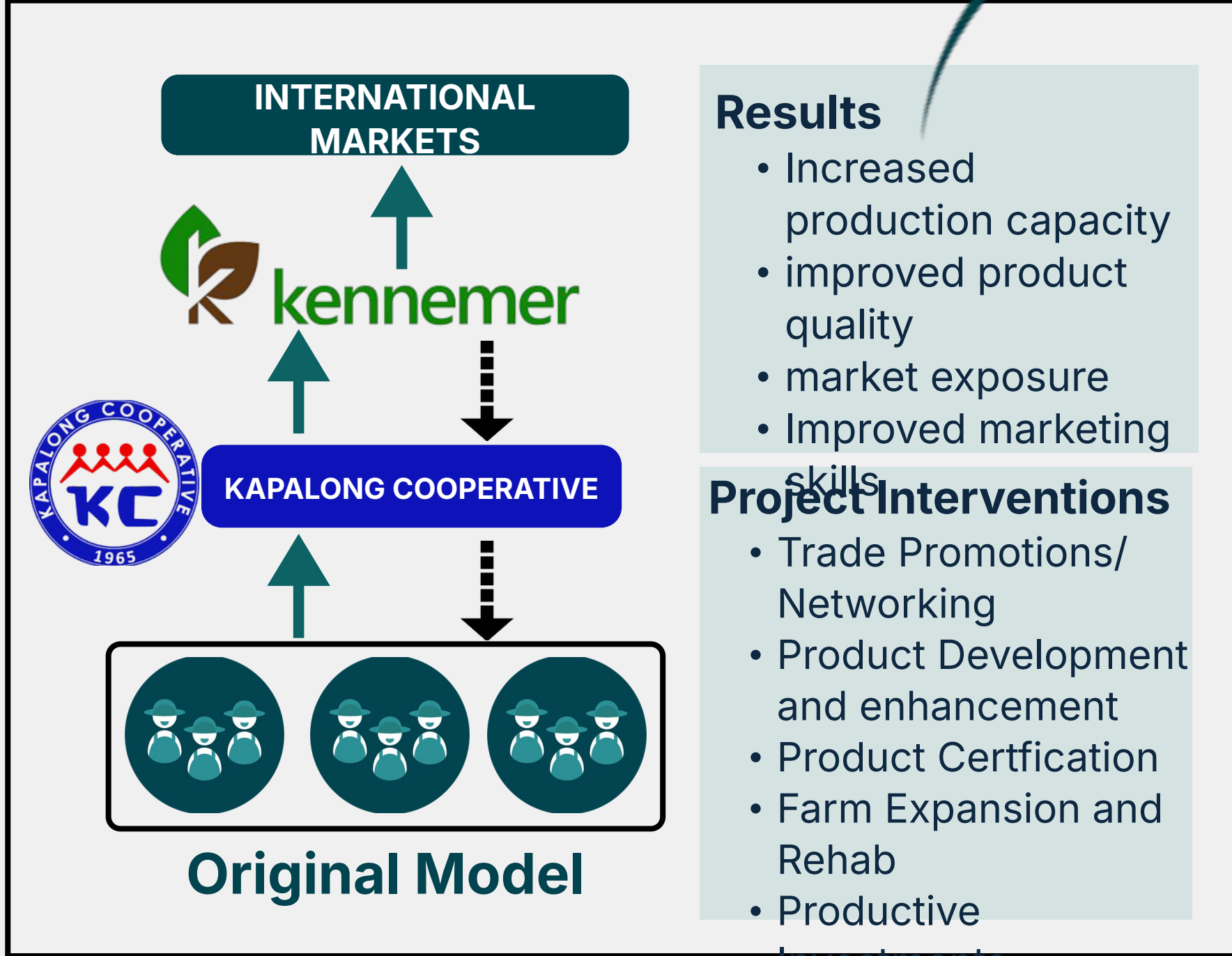
## During RAPID

- SKVCI formalized partnership with KMDO + 2 FOs
- Partnership agreement pricing incentives: **(i) ₱2.00/kg incentive for drivers, (ii) ₱5.00/kg incentive for farmer organizations, (iii) ₱5.00–₱10.00/kg premium for both commercial-grade and high-quality coffee, (iv) additional ₱5.00/kg to the Kulangan Manobo Dulangan Organization (KMDO) for every kilogram of coffee**
- **Higher buying price** due to pricing incentives
- **34,338 kgs worth Php 4,548,560.60** of green coffee beans **delivered** by the three FOs to SKCVI as of March 2025



- **Steady supply of raw materials** for SKVCI and stable

# Evolution of Business Models for expanded market & economic opportunities

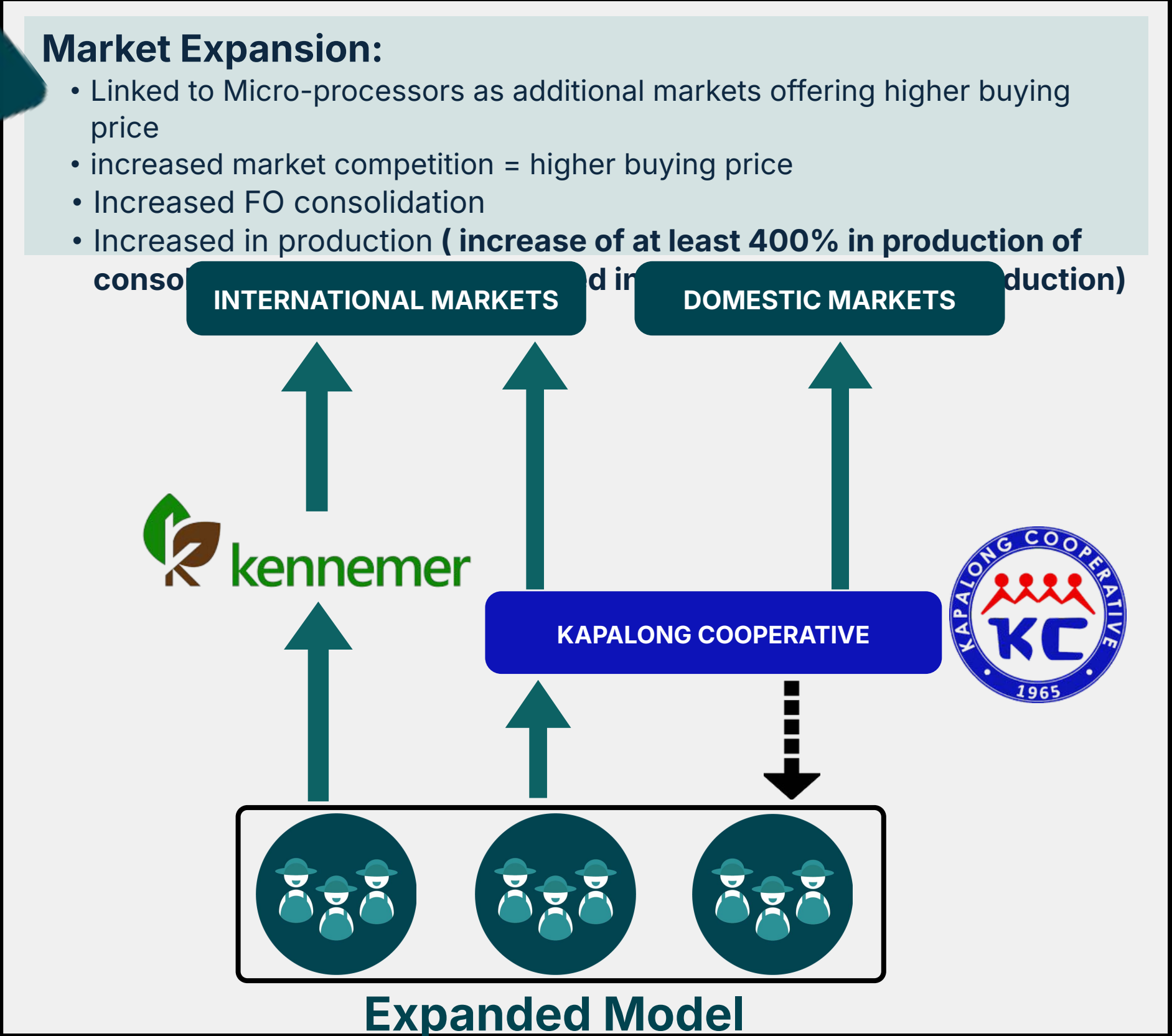


**Results**

- Increased production capacity
- improved product quality
- market exposure
- Improved marketing skills

**Project Interventions**

- Trade Promotions/ Networking
- Product Development and enhancement
- Product Certification
- Farm Expansion and Rehab
- Productive Investments



**Market Expansion:**

- Linked to Micro-processors as additional markets offering higher buying price
- increased market competition = higher buying price
- Increased FO consolidation
- Increased in production ( increase of at least 400% in production of conso and in production)

# Collaboration with Negosyo Centers



**21/21 (100%) networks of Negosyo Centers supported RAPID Project activities;**  
• 12,308 beneficiaries assisted (Male-50%; Female-50%)

- Administrative and logistical support in the conduct of project activities
- Complementation with RAPID Project interventions through linking project beneficiaries with agency's regular programs and services
- Capacity-building/ Participation of NCs in Project-wide activities (e.g, GESI Orientation, SECAP, Value Chain, Enterprise Development)

# Collaboration with DTI Negosyo Centers in capacitating MSMEs/FOs



*Entrepreneurial Development Training by Ms. Trizia Opreario NCBC at Brgy. Acereda, Bobon, Northern Samar, Region VIII*



*Training on Empowering Farmer Organizations and Negosyo Center Staffs through Effective Knowledge Management at Alayon MPC Training Hall, Brgy. Pangasihan, Gingoog City, Region X*



*Packaging and Labeling Design Development Consultation (Left) and Turn-over of the enhanced logo and packaging of Twit's Banana Chips of Baclayon Processed Food Products*



*Wholesaling in Davao De*

# Partnership with Industry Councils and other Enablers



## Participation in/supported National/ Regional/ Provincial Industry Council activities

- Project updated on industry/ commodity-specific strategic directions; and gained access to activities, trends, and latest technology that complement and enhance the existing project interventions
- Ongoing active partnership/convergence with select agency partners/ industry council members/RAPID RTWG members to complement project support to project beneficiaries
- **20** policy recommendations were issued since (Date based on the DCF 9 data), through project's resource mobilization and advisory support during industry meetings

# Industry Policies Issuances supporting RAPID commodities

## Policy Support for Cacao Farm Protection:



Republic of the Philippines  
Province of Davao de Oro  
Municipality of Maragusan  
Barangay of Paloc

**OFFICE OF THE SANGGUNIANG BARANGAY**

EXCERPT FROM THE MINUTES OF THE 11<sup>TH</sup> REGULAR SESSION OF BARANGAY COUNCIL OF BARANGAY PALOC, MARAGUSAN, DAVAO DE ORO HELD ON JULY 16, 2024 AT BARANGAY HALL.

**PRESENT:**

CRESENCIO L. MORDEN	PUNONG BARANGAY/PRESIDING OFFICER
PRECILYN L. FACUNDO	BRGY. KAGAWAD
RICKY S. GULTIANO	BRGY. KAGAWAD
JONES LOUIE B. OCTAT	BRGY. KAGAWAD
ENRIQUE M. COMANIA	BRGY. KAGAWAD
GONSALES M. COMANIA	BRGY. KAGAWAD
JONNIFER B. OCTAT	BRGY. KAGAWAD
ELIZABETH S. CELIS	BRGY. KAGAWAD
ROLDAN S. COMANIA	SK CHAIRPERSON


**ABSENT: NONE**

MRS. REMILYN A. TACMOY	BARANGAY SECRETARY
MRS. SHERYL LOU M. SAGA	BARANGAY TREASURER

RESOLUTION NO. 38  
Series of 2024

**A RESOLUTION PROHIBITING THE CUTTING OF COFFEE TREES BY FARMERS AND PROVIDING REWARDS FOR PERSONS REQUESTING PERMISSION TO CUT BY ALLOCATING A NUMBER OF HILLS FOR REPLANTING**

*Resolution in Barangay Paloc, Maragusan, Davao de Oro, prohibiting farmers from cutting coffee trees, was adopted, including a reward mechanism for individuals who request authorization to replant a specified number of coffee hills. Encourages sustainable replanting and crop renewal.*



Republic of the Philippines  
Region XI  
Province of Davao de Oro  
Municipality of Nabunturan

**PROVINCIAL COFFEE FARMERS ASSOCIATION OF DAVAO DE ORO**

EXCERPT FROM THE MINUTES OF THE PROVINCIAL COFFEE FARMERS ASSOCIATION OF DAVAO DE ORO (PCOFADDO) ON THE 3<sup>RD</sup> MEETING HELD AT 4<sup>TH</sup> FLOOR, VISITOR'S LOUNGE, PROVINCIAL CAPITOL, NABUNTURAN, DAVAO DE ORO ON NOVEMBER 19, 2024

**Present:**

1. Mr. Arcadio S. Sabella	President
2. Mr. Delio P. Cezar	Vice- President
3. Mrs. Alma F. Custodio	Treasurer
4. Mr. Cipriano N. Ellaga, Jr.	Board of Director

**Other Present:**

1. Ms. Jesyl P. Gutierrez	HVCDP- PAGRO
2. Mr. Corsenio P. Inoferio, Jr.	VCF- DTI RAPID Growth Project
3. Mr. Arben B. Gustilo	VCF- DTI RAPID Growth Project
4. Ms. Crystal Mae R. Suarez	MEA- DTI RAPID Growth Project
5. Ms. Beverly C. Pantinople	PPC- DTI RAPID Growth Project

**BOARD RESOLUTION NO. 02 Series of 2024**

**\*A RESOLUTION REQUESTING PROVINCIAL AGRICULTURE AND FISHERY COUNCIL (PAFC) TO INCLUDE THE PCOFADDO TO BE A PART OF MONITORING AND EVALUATION TEAM OF ALL COFFEE-RELATED PROJECTS.**

*Resolution requesting the Provincial Agriculture and Fishery Council (PAFC) to include the Provincial Coffee and Cacao Farmers Association of Davao de Oro (PCOFADDO) as a member of the monitoring and evaluation team for all coffee-related projects was issued, promoting transparency, inclusivity, and participatory monitoring in project*

# Farmer Representation in Industry Councils



**Mr. Edwin Galaroza**  
Pangao-an Homeowners Multi-Purpose Cooperative  
Region 12

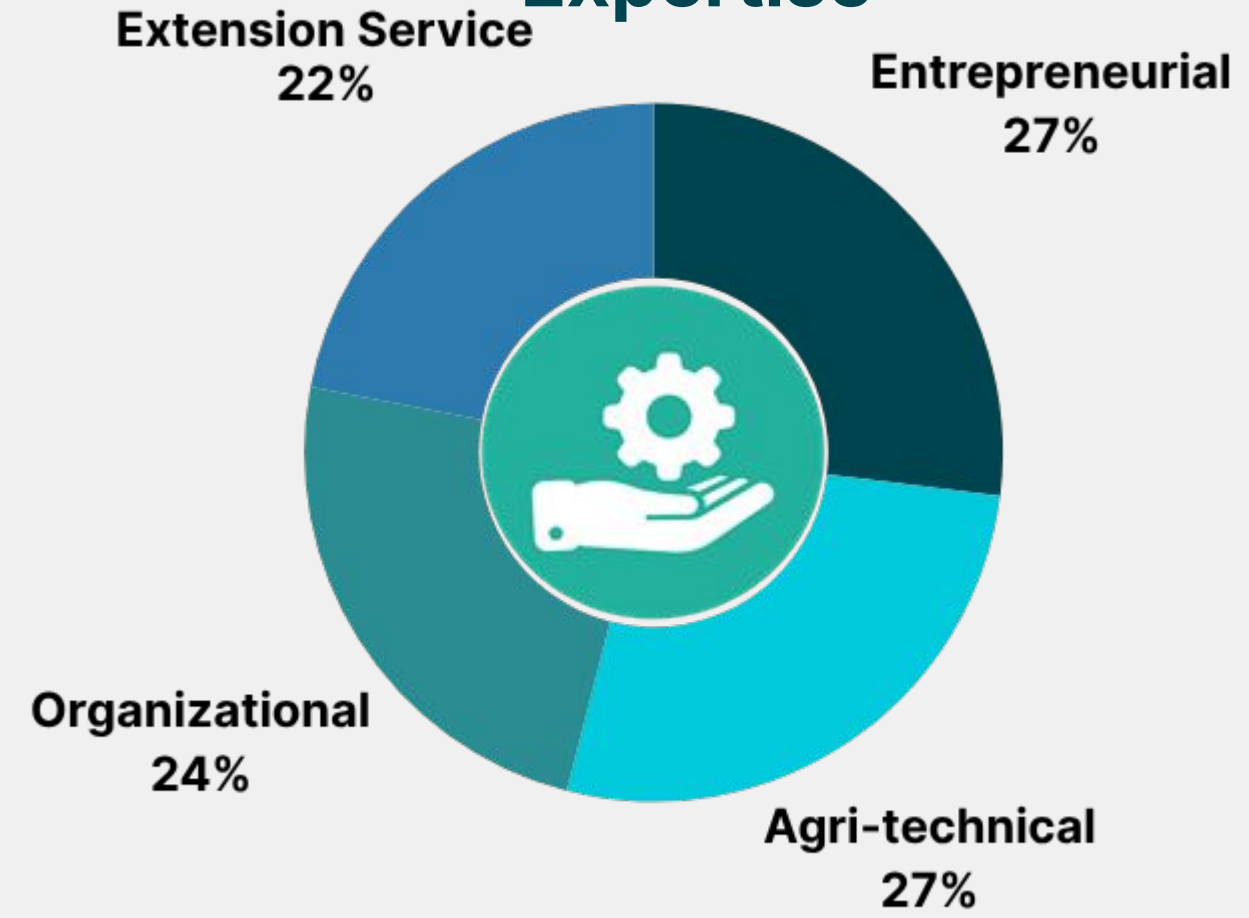
- **Mr. Edwin Galaroza**, Manager of Pangao-an Homeowners Multi-Purpose Cooperative, assisted by Project in his participation in Industry-related activities/councils
- Expertise on cacao production and active participation in the industry councils was recognized, leading to his election as **Chairperson of the Cacao Industry Council of Region 12 - Advocates Good Agricultural Practices** in farm expansion and rehab for cacao farms
- **Gained market and technology exposure** through participation in industry-related activities, where he **met an international buyer**. This partnership resulted in

# Business Development Service Providers

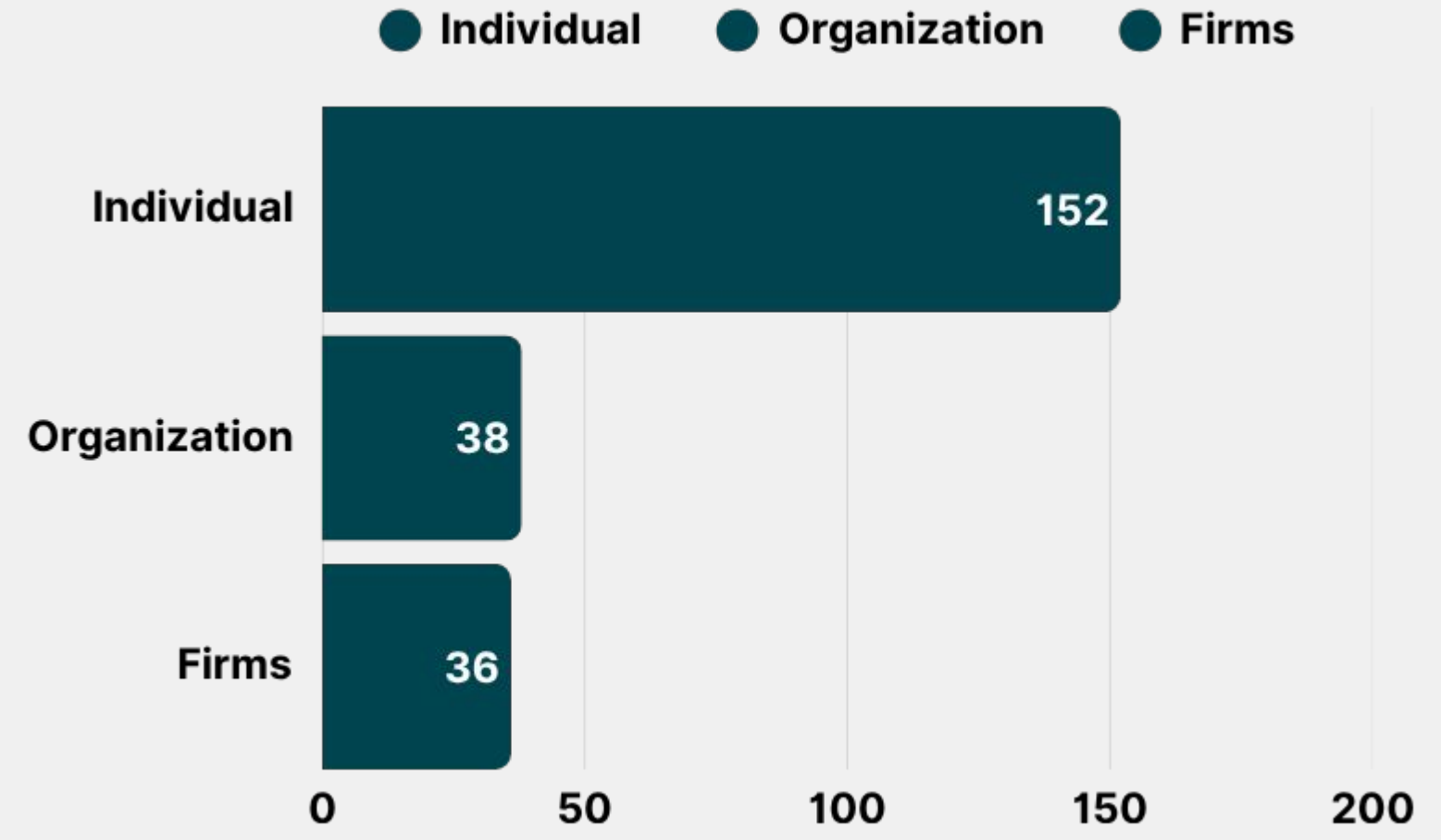


## Engaged Business Development Service Providers

### Type of BDSP Expertise



### BDSP by Type



# Capacity Building



**Actual Reach:**

**48,522 SHFs**

**50%**

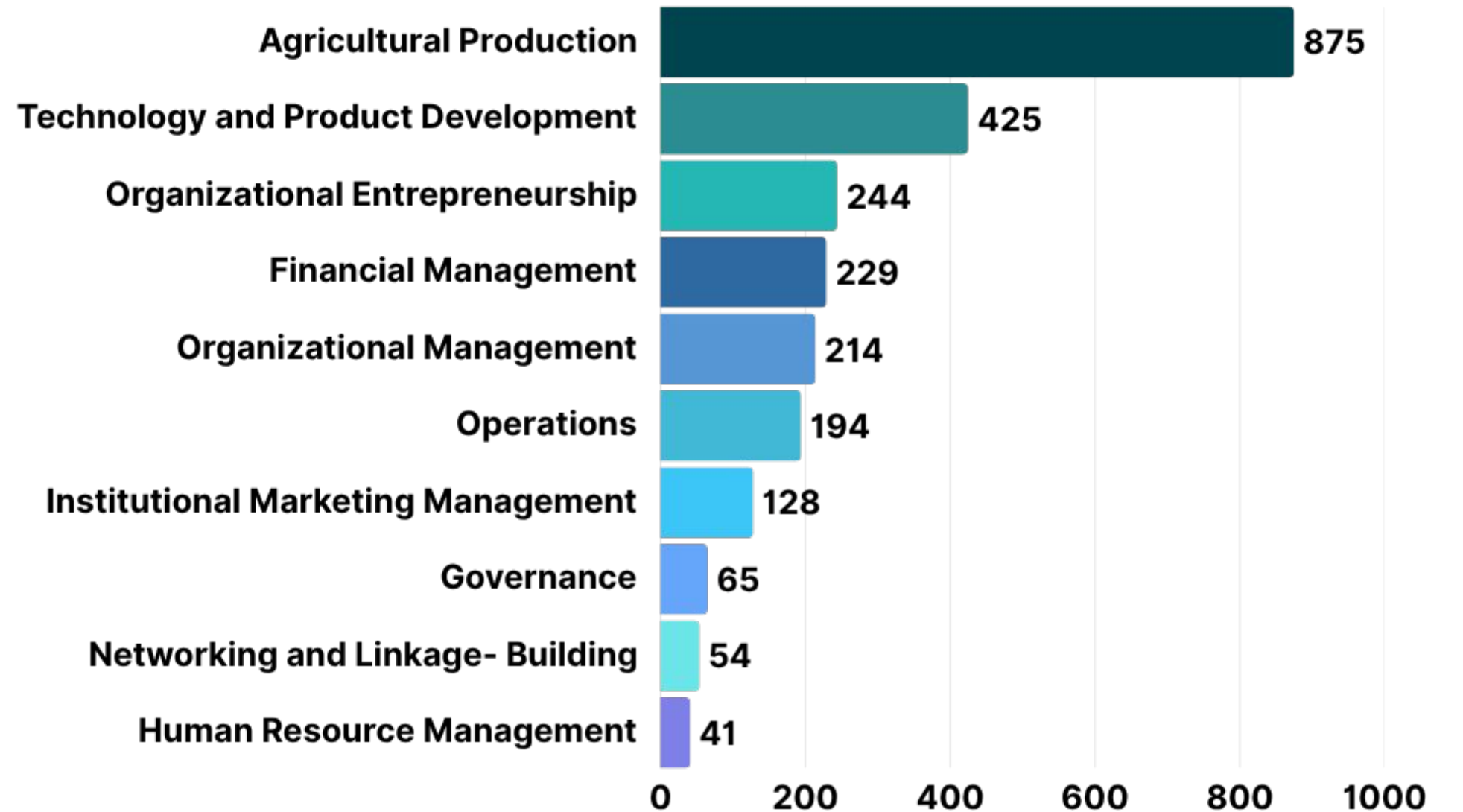
**13**

**11%**

**694 FOs**

**399 MSMEs**

## DIP-based Capbuild Activities 2380/ 3339 (69%) activities implemented




*Increased productivity in crops like Cacao, Calamansi, and Banana, directly attributed to the RAPID Growth Project's effective technology transfer, training on Good Agricultural Practices, and practical learning methodologies that improved farmers' skills in innovative farming, quality production, and efficient business management. (AOS 2024)*


# Other Updates

## Ongoing Finalization of the comprehensive capacity building program for RAPID Hubs

The R/PCUs have yet to finish the conduct of DIP Implementation Review Sessions and submit the Hub and Spoke Implementation Plan (if calibration of interventions and investments are necessary). Implementation of AVCFP for Coop Hubs is soon to commence (May 2024 SISIM, AM)



SECAP Orientation - 22-25 October 2024, Davao City



Capacity Building on ESIA and Mobilization of Project GRM - 27-30 May 2025, Davao City

# Adoption of innovative and new farm technologies and practices resulting in increased productivity

## FOs of Region XII

Good Agricultural Practices (GAP) and Integrated Pest and Disease Management (IPDM) trainings resulted in increased productivity and improved crop quality.

### Lawili FMPC

- Cultivated the evergreen variety
- **90% increase** in harvest volume—from 5 tons per week to 9 tons—improvement in fruit size, with bunches increasing from **20–30 kg to 50–60 kg**.

### New Leon Multipurpose Cooperative

- **23.85% increase in banana production**
- Use of **quality tissue-cultured planting materials**, and the adoption of enhanced farming techniques.
- **25.58% increase in income in 2024**.



*Farmers of NLMPC celebrating the day's fresh, harvest of Banana Cardava. These tissue cultured planting materials were distributed last October 2023.*

# From Arms to Farms: Securing Food and Future Income for Former Combatants through Agri-Livelihood Support

## FOs of BARMM

- **724 combatants** capacitated on GAP, IPDM, Processing Technology and Value Adding, Business Leadership and Enterprise Development/Enhancement, and Market Brokering.
- Project facilitated the **access** of Darusalam Hi-valued Crop Farmers Producers Cooperative to **additional farm inputs from PCA**.
- **Income increased by 20%** due to the introduction of new value-adding products



A large, thick green arrow pointing from the top-left towards the bottom-right, partially overlapping a dark teal horizontal bar at the bottom of the slide.

**Progress Towards Outcome 2:  
Access to producers,  
markets, and suitable  
investment finance**

# Overview of Outcome 2 Progress: Access to Agricultural Inputs (Source: 2024 AOS)

- As of 2024, the RAPID Growth Project has supported 79% of targeted households with detailed investment plans and provided agricultural inputs to 18% (75 HHs), recognizing that productivity increases will take a minimum of three years for new crops like Cacao/Coffee, but may be seen in one to two years in rehabilitation areas with proper inputs and practices.
- To improve access to agricultural extension, the Project should continue **coordinating with Provincial and Municipal Local Government Units (LGUs) to utilize their agriculture technicians and explore incentivizing FOs/Cooperatives and MSMEs** to deliver the necessary extension services.

# Overview of Outcome 2 Progress: Access to Agricultural Inputs (Source: 2024 AOS)

## HHs that avail financial services from FIs, by gender of HH head

HHs that availed financial services from FIs	Total count of HHs	Frequency of HHs that avail FS	Percent
Women-Headed HHs	138	43	31%
Men-Headed HHs	282	86	30%
<b>Total</b>	<b>420</b>	<b>129</b>	<b>31%</b>

- Many farmers are reluctant to access financial services to finance crop production due to **uncertainties and volatility of the market**. Farmers find access to formal financial services, e.g., commercial banks as **less appealing due to stringent requirements and higher interest rates**.
- A number of Farmers' Organizations and cooperatives that are extending financial services to their members; however, the **financial products are limited**.
- Around 40% of the household have the capacity to finance farm production on their own. For those who do not have the financial capacities, the **improvement of access to financial services may help**.
- There is need to **design appropriate financial products of the FOs/Cooperatives that can address specific needs of farmers** to entice them use financial services to enhance farm productivity.

Comparison of percentages of HHs availing FS		
2023 AOS	2024 AOS	Increase
8%	31%	23%

# 2024 Annual Outcome Survey

## Productivity of supported crops in DIP areas

Crop	Unit of measure	Product form	Productivity per tree in 2023	Productivity per tree in 2024	Increase/Decrease	Percent increase/decrease
<b>Banana</b>	Kilogram	Matured fruit	10.2	12	1.8	18%
<b>Calamansi</b>	Kilogram	Matured fruit	3.02	8	4.98	165%
<b>Cacao</b>	Kilogram	Dried Cacao Beans	0.19	0.9	0.71	374%
<b>Coconut</b>	Piece	Matured nuts	30	22	-8	-27%
<b>Coffee</b>	Kilogram	Green Coffee Beans	0.53	0.42	-0.11	-21%

A large, stylized green arrow graphic that originates from the left edge of the slide and points towards the right, partially overlapping the text area.

# **Implementation Progress Towards Outcome 2: Access to producers, markets, and suitable investment finance**

as of September 30, 2025

# Expansion, Rehabilitation, Productive Investments

Actual  
reach




27,343

Farmers



298 FOs



20 MSMEs

Total Approved (Base on Approved  
DIPs):

Total Released/Utilized:

Php 485,882,909.79

Php 348,973,249.54

Expansion: Php 268,681,346.00

Rehabilitation: Php 44,737,474.20

Productive Investments: Php  
35,554,429.34



## Farm Expansion

**5.4M seedlings** were distributed to **206 FOs** with **10,611 FO members**, expanding a total of **10,268.80 has** of farm land



## Farm Rehabilitation

**287 Farmer Organization** with estimated **FO members of 17,254** received rehab tools; rehabilitated **15,023.15 has** of land area.



## Productive Investments

**55 Farmer Organization** with estimated **11,338 members** and **20 MSMEs** benefit from the productive investments

# Other Updates

- The Omnibus Guidelines for the Matching Grant Fund, approved by IFAD in May 2025 and issued to implementing units on June 10, 2025, now provide the full operational framework and procedures for the application, approval, and monitoring of all Matching Grant-assisted investments for RAPID beneficiaries. (April 2025 SISM, AM, par 10)
- Uniform procurement procedures incorporated in the approved Omnibus Guidelines of the RAPID MG Fund.

# Expanded/Rehabilitated farms: Increased productivity resulting in higher buying price



*Dugayan Okapan Kimataan Kawayan Igang Farmers Association (DOKKIFA)*



*Kipalili Farmers Association*

- Majority of cacao seedlings planted in 2022 have already reached their **productive stage**.
- Cacao trees have shown **good growth**, attributed to farmers' adoption of **recommended technologies and management practices**.
- **Increased buying price from 80.00/kg to 120.00-140.00 kg wet beans.**
- **Increased production volume:**
  - (i) 3,000 kg to 6,000 kg (wet beans) for

Dugayan

Okapan Kimataan Kawayan Igang

# Increased production and sales through Productive Investments

## Siari Valley Agrarian Reform Beneficiaries Cooperative (SVARBEMCO)

**OLD Storage facility of SVARBEMCO**  
Sindangan, Zamboanga del Norte,  
Region IX



### Before :

- limited storage space
- flood-prone facility (lower area);
- 100-200 farmers deliver to SVARBEMCO

**New Storage facility of SVARBEMCO**  
Sindangan, Zamboanga del Norte,  
Region IX



### Through the RAPID storage facility:

- **Increased storage capacity** of copra to 28%
- **Proper storage of produce** - copra available all year round, securing the cash flow of FOs/MSMEs;
- **Increased consolidation** : 40-60 tons/month from

# Increased production and sales through Productive Investments

## Sindangan Facoma Multipurpose Cooperative

### Before RAPID:

The FO incurred high delivery expenses and can only deliver 3 tons a week to the market.

### With the RAPID vehicle

- An increase in delivery volume up to 3 tons per day
- Savings on delivery expense
- Increased copra sales and



# Access to Finance (Value chain financing and insurance)



## Farmers who have accessed financial services

- **13,731/70,000 (20%)** - Unique Count of Farmers who accessed Financial Services
- **33,517** - Service Count of Financial Services Accessed

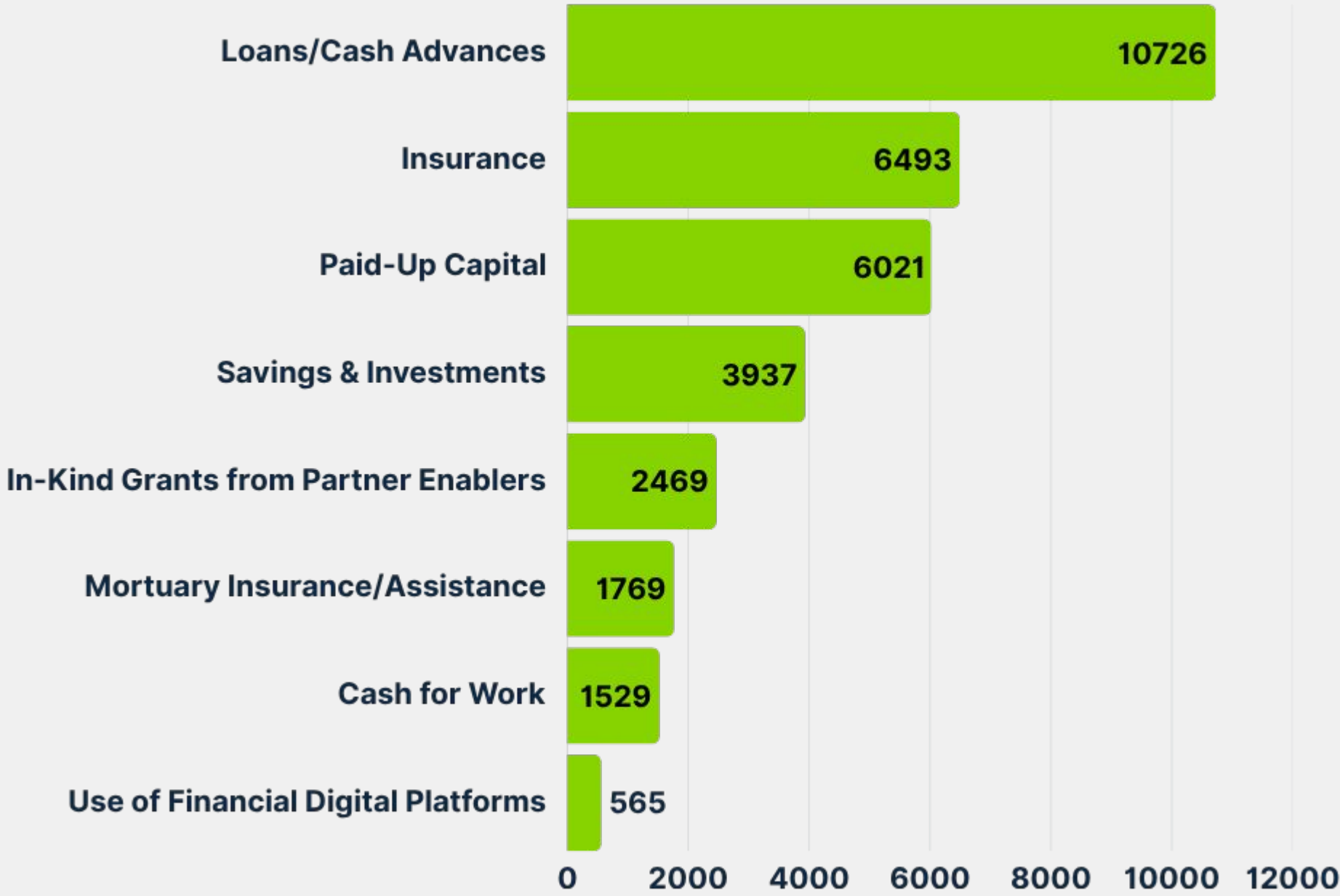
## FOs/MSMEs who have accessed financial services

- **359/1,050 (34%)** - Unique Count of FOs/MSMEs who accessed Financial Services
- **566** - Service Count of Financial Services Accessed



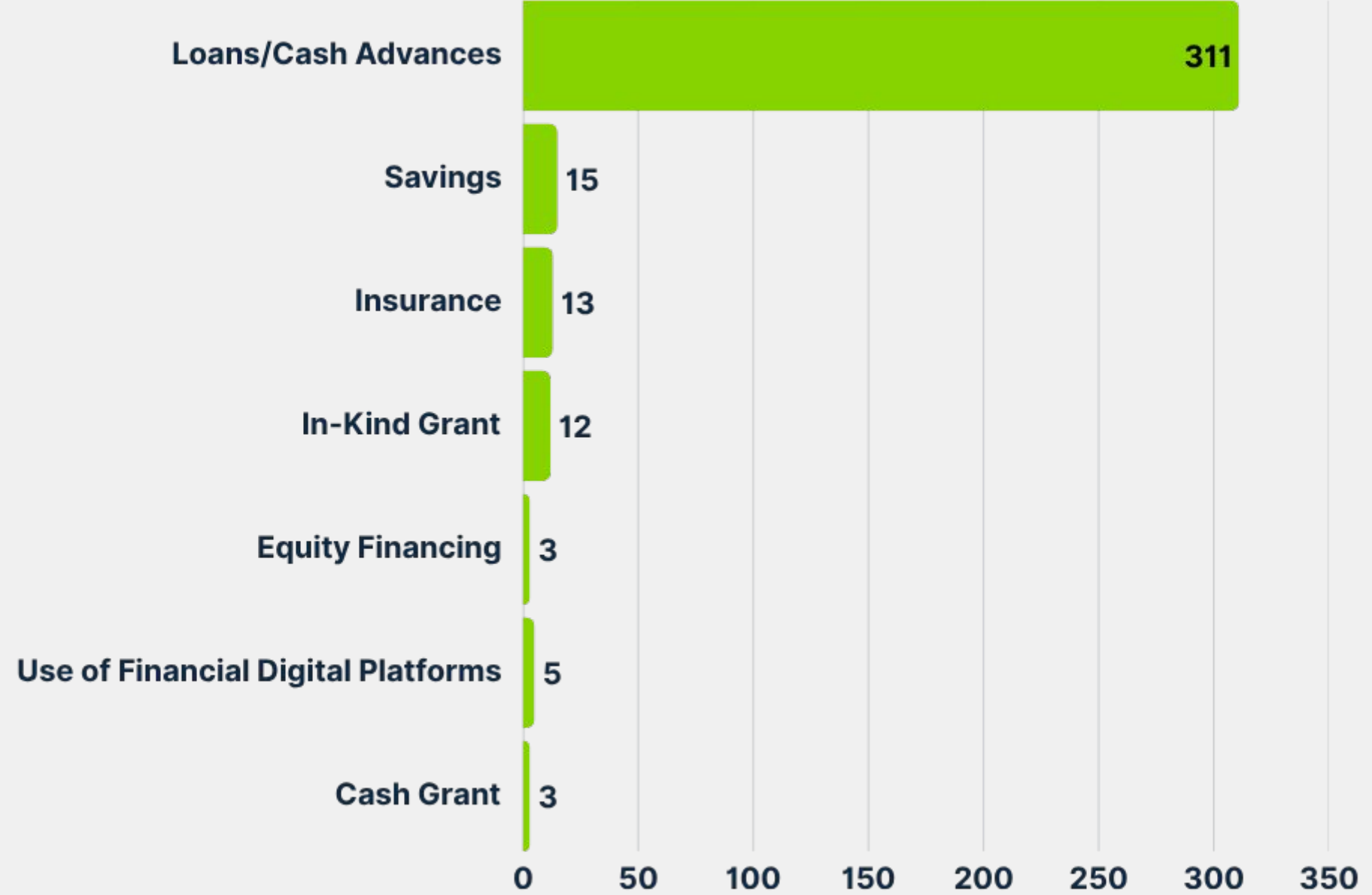
# Access to Finance (Value chain financing and insurance)

## Types of financial services accessed by farmers



No. of Farmer: 13,731  
SHEs

## Types of Financial services accessed by FOs/MSMEs



No. of FOs/MSMEs: 359  
FOs/MSMEs

# Access to Finance (Value chain financing and insurance)



**FSPs extend suitable VC financial services**

**13/10** Suitable financial products developed (3 GFIs & 10 Coop Hubs)

*Financial Products were developed to provide farmers and enterprises with access to financial services that will support them in improving their productivity, managing risks (including those related to climate change), and building resilience during challenging times.*

**56 /10** FSPs extend suitable VC financial services

## Suitable financial products developed By Type of FSPs

Type	Name	Region
Coop Hub	Sindangan Facoma CMPC	Region 9
	Siara Valley ARB MPC	Region 9
	Kamada Savers MPC	Region 10
	Kauyagan Savers MPC	Region 10
	Oro Integrated Coop	Region 10
	LAMPCO	Region 11
	BCS MPC	Region 11
	Sta Catalina MPC	Region 12
	Makilala MPC	Region 12
	Baug CBMPC	CARAGA
GFI	Land Bank of the Philippines	
	Development Bank of the Philippines	
	Small Business Corporation	
<b>TOTAL</b>		<b>13</b>

# Other Updates

- Development and implementation of the **Agricultural Value Chain Finance Program (AVCFP)** – the Project's key strategy for **financial inclusion**, which positions coops as financial hubs, enabling SHFs to access appropriate, sustainable, and bundled agri-financing services that build resilience and long-term sustainability.
- Coop-hubs received TA through NPCO-led Agricultural Value Chain Finance Workshops to develop financial products were reported; however, the TA for the final phase (engaging a consulting firm to co-create financial policies aligned with the cacao, coffee, and coconut value chains) is still ongoing.

# Innovation Fund



**Twelve (12) firms\*** assisted in accessing the RAPID Project-SBC equity financing subcomponent.

**Ten (10) SMEs[1] obtained Php 68.7 million** in equity investments, and two companies' equity investments are pending release.

## **SMEs with released investments:**

- Jannicah Foods Corp. (5 M),
- Seedcore Agri-Industrial Corp.(5 M),
- Malagos Agri-Ventures Corp. (5 M),
- Green Nurture Corporation (5.7M)
- MS3 Agri-Ventures Corporation (7.5 M);
- Casuga Agro Innovations, Inc. (10 M);
- Cabanlet Claveria Coffee Corporation (10 M);
- M.C. Coffee Corp. (2.5 M);
- Salcedo Farms Agriventures Corporation (10 M)
- Alto Peak (3 M)

# Securing Capital and Streamlining Financing for Local Enterprises

## MTIT BARMM

- Through the facilitation of RAPID MTIT-BARMM, MSR Enterprise and YJM Nursery Plant received **approved loans** from Amanah Islamic Bank amounting to ₱500,000.00 and ₱409,600.00, respectively.
- MTIT-BARMM's facilitation and RAPID's **documentation support** secured approved loans for the two enterprises while strengthening partner compliance and operational monitoring.



Mr. Datu De Guzman Sangkad, Jr. (Value Chain Facilitator) assisting YJM Nursery Plant in preparing the necessary documents for loan availment

# Farmers accessed Risk Protection Insurance

- Smallholder farmers lack awareness regarding PCIC's free life and commodity insurance resulting in **significant losses during calamities and adverse events.**
- PCU LDN, in partnership with Municipal Agriculture Offices (MAO) and the Philippine Crop Insurance Corporation (PCIC) of Lanao del Norte, conducted on-site orientations to raise farmers' awareness on available insurance programs and facilitated **on-site enrollment** to ensure immediate access to PCIC services.



*PCU Lanao del Norte conducted a series of training in Enhancing Risk Preparedness and Access to PCIC Services for Cacao FOs and Farmers of Lanao del Norte*

# Access to finance as equity counterpart for productive investments

## Green Nature Corporation (GNC)

- Accessed **SBC's equity financing** as counterpart for the RAPID Project productive investments. Resulting in **increased production volume** of chocolates, tablea, and cacao-based products - GNC processes 2 metric tons of cacao products/year and aims to increase 5 metric tons
- The interventions support GNC in its **growing volume demand due to its market expansion locally and internationally**; resulting from the project's assistance on product certification, participation in trade promotions, and linkage with farmers for raw supply.
- GNC opened its chocolate factory in May 2025 in Gensa Santos City.



- Recently, GNC has significantly **increased its sales estimated at 48%**.

# Farm-to-Market Infrastructure Implementation



**14 FMRs completed with 25.242 kms.**

## 1st BATCH

(4 PILOT FMRs @ 11.17 KMs worth Php 173 Million)

4 PILOT FMRs completed with 11.15 kms **100%**

## 2nd BATCH

(7 FMRs @ 8.74 KMs worth Php 168 Million)

5 FMRs completed with 6.78 kms **76%**

## 3rd BATCH

(16 FMRs @ 20.42 KMs worth 389 Million)

5 FMRs completed with 7.313 kms **39%**

## Final BATCH

(4 FMRs @ 9.776 KMs)

2 Projects for NO 1  
2 projects are Pending status

# Reduced travel time and increased market access due to

## FMI Nangcaon FMR

### Before RAPID:

Single, rugged, unpaved road resulted in longer travel time at 2-3 hours (one-way); and difficulty in transporting farm goods to the town center



### RAPID Roads:

Sindangan, Zamboanga del Norte,  
Region IX

- Reduced farmers' travel time to **45 minutes** and improved their market access.
- **182 households** in Brgy. Nangcaon benefited from the FMR, connecting them to Misamis Oriental. Residents reported improved quality of their daily life.
- LGU committed to the FMR's long-term functionality and serviceability through financial provision and an institutionalized monitoring mechanism

## Kaatuan Farm to Market Road (FMR)



The improvement of the **3.373 kilometers FMR** at Brg. Kaatuan, Lantapan, Bukidnon significantly boost farm profitability and productivity, stimulate major private investment (like the MMEI coffee farm), and enhance community access to essential services, education, and health, contributing to overall rural progress. It benefited a total of 12,248 (male: 5,328; female: 6,920; Youth: 4,673; IP: 9,798.)



# Driving Development: MTIT-BARMM's Facilitation Delivers Tangible Infrastructure and Community Reach

- Through the facilitation efforts of the Ministry of Trade, Industry, and Tourism of the Bangsamoro Autonomous Region in Muslim Mindanao (MTIT-BARMM), **six Farm-to-Market Road (FMR) projects at 11.4 kilometers in length** were successfully proposed.
- Two are currently under construction: the 2.5 km Romangaob–San Jose Road (Pilar Section) in South Upi, which has reached 65% accomplishment, and the 1.2 km Timanan–Linamas Road in Brgy. Romangaob, South Upi, which is 15% complete.
- FMRs are projected to reach **5,318 households** and will directly benefit **six local farmer organizations**.
- The Project also supported MTIT-BARMM in the hiring of its Rural Infrastructure Engineer





**THANK YOU!**